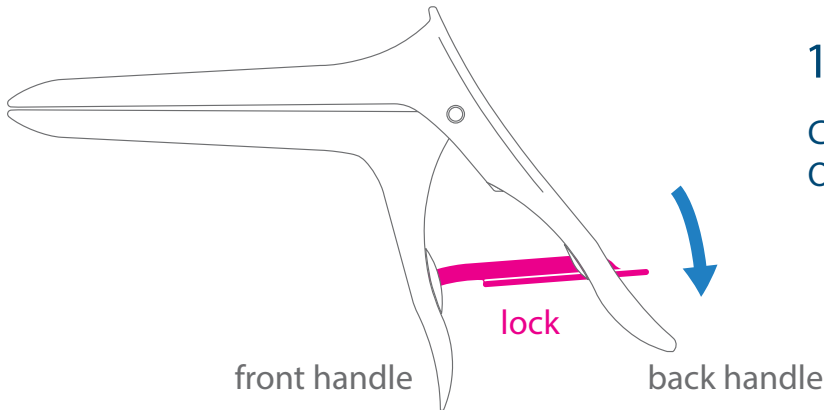


Instructions for Use

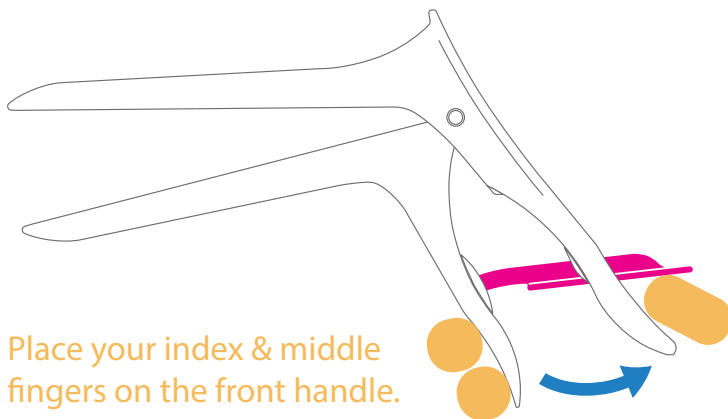
This IFU applies to all Bridea Medical Speculum versions.

Description: Single-Use Vaginal Speculum with optional smoke evacuation nozzle.



1. unlock

Check that lock is open.
Open when in down position.

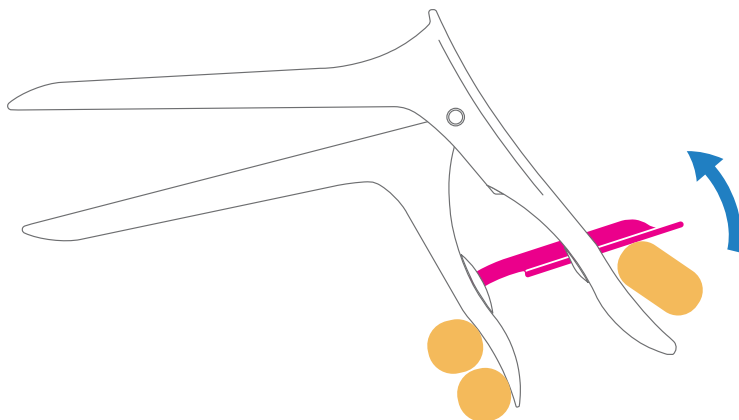


2. open

Open speculum inside patient.
Lock should be free moving & silent.

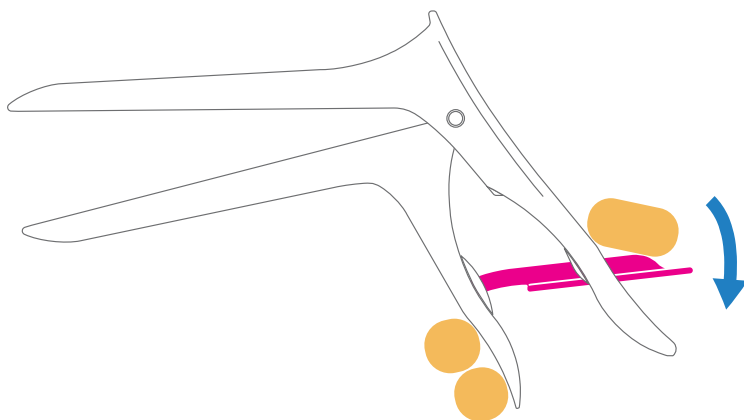
Place your index & middle fingers on the front handle.

Place your thumb on the back handle below the lock.



3. lock

To lock, simply slide your thumb up.
Lock will click into position.
Let go of handles gently.



4. unlock

To unlock, simply squeeze handles gently.
This will reduce tension acting on the lock.
Simply slide lock down with your thumb.
Lock will click free.

**Emergency release of lock:
Simply push the lock down**

The speculum are available in various sizes and styles with and without smoke evacuation functionality. CE marked and FDA registered. Please visit www.brideamedical.com to see all options.

CAUTION: Use by trained personnel only.

Bridea Medical assumes no responsibility for any injury to anyone, or for any illegal or improper use of the product, that may result from failure to use this product in accordance with the intended use, instructions, cautions, or warnings.

Bridea Medical and Orchid Spec are registered trademarks of Bridea Medical. The function & design are patented.